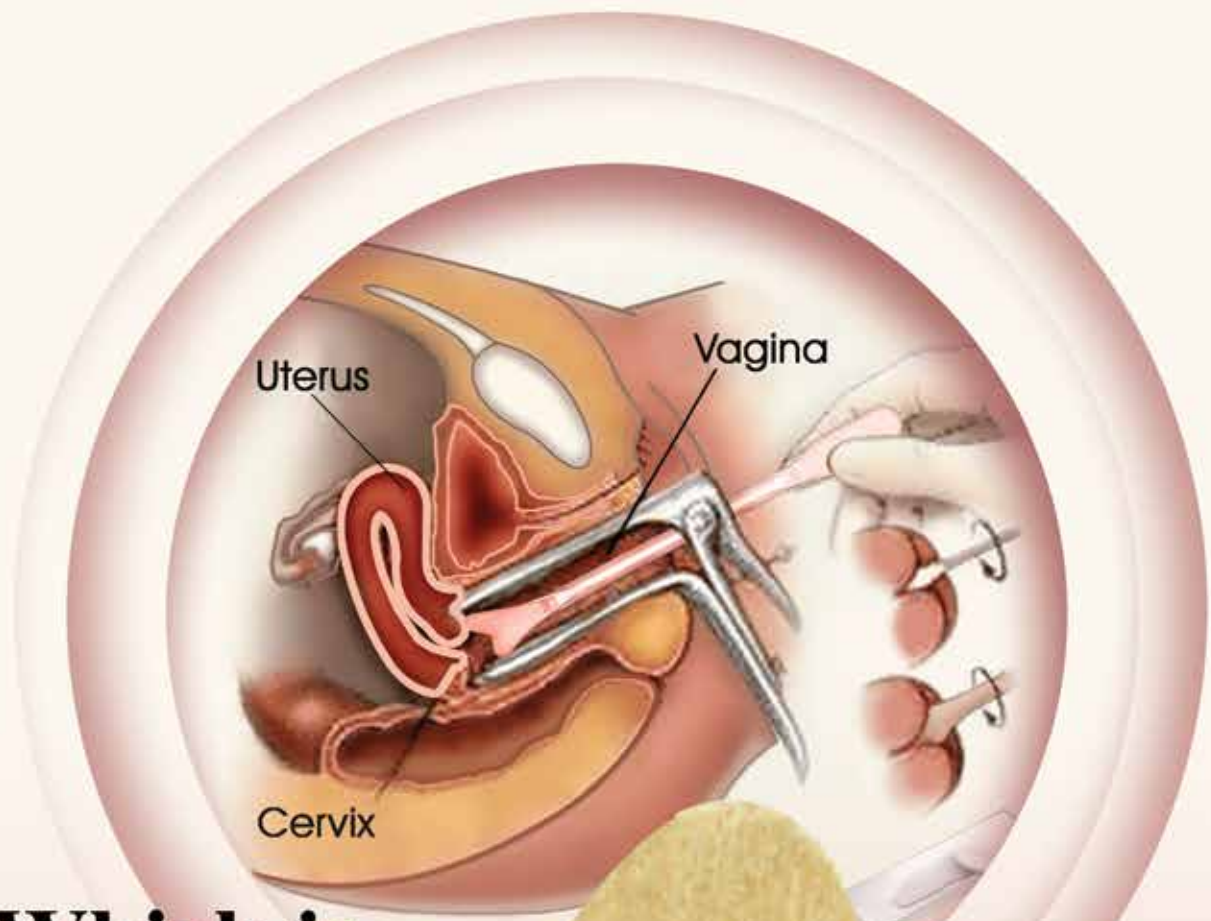




SPATULA





## Which is better:

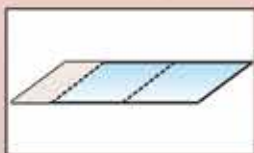
### Sampling with plastic or wood spatulas?

To date, wood spatulas have been mostly applied in collecting cells from cervix of the uterus and endocervix. Because of the infiltration of epithelial cells into fibers of wood spatula and failing to transfer them onto the slide, the detailed microscopic examination is practically impossible; therefore, P.I.P. has produced and provided a new generation of plastic spatulas benefitting from new technology and its ribbed surface facilitates gathering cells from endocervical canal and moving the sample onto the slide. Its flexibility and rounded corners are some other advantages; so it will be more easily accepted by patients.

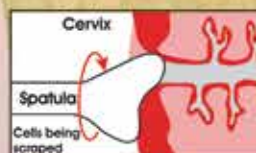
### Pap Smear Method:

Speculum, plastic spatula, slide, fixative solution, and slide mailer are the minimum necessary requirements to provide a Pap slide. However, it shouldn't be neglected that the patient should also have special conditions and consider some certain points before Pap smear.

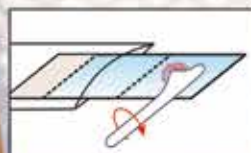
Thus, the best time for patient to do the test is the day of ovulation (14<sup>th</sup> of menstruation) and she shouldn't have any sexual intercourses 24 hours before the test, nor uses any types of ointment, gel etc.



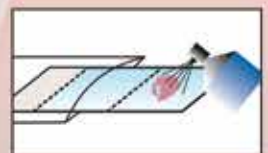
- Write patient's name on the slide.



- Put spatula's tip in the cervical canal and carefully turn 360°. The specimen should be taken from ectocervix, transformation area, and the lower part of endocervix.



- Completely turn the spatula on the slide so that all the cells transfer.



- Immediately fix the slide with spray from a distance between 23 to 30cm. Prevent the slide from drying by being exposed to air.